

Coil & Cable Heaters




Cast Nozzle Heater Bushings

Cast Bronze Nozzle Heater Bushings

Typical Applications

- ➔ Hot Runner Systems
- ➔ Sprue Bushings
- ➔ Hot Melt Adhesive Systems



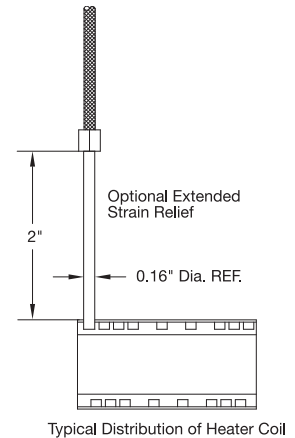
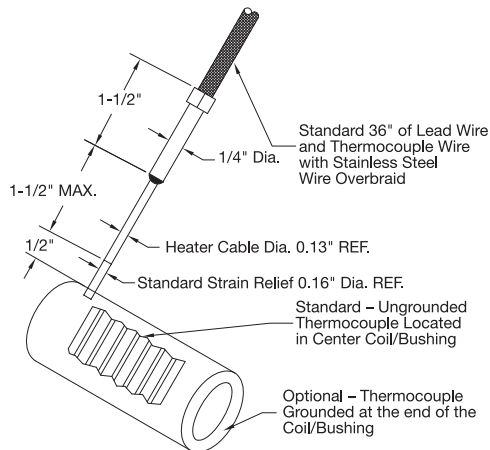
Typical Applications

- ➔ Plastic Injection Nozzles
- ➔ Medical, Laboratory and Pharmaceutical Equipment

Design Features

- * Bronze Cast construction for excellent heat transfer and long life
- * Operating Temperature to 1200°F (650°C)
- * Built-in Type J or K Thermocouple for accurate temperature control
- * Distributed wattage for even heat transfer
- * Precision machining of the inside diameter
- * Choice of leads and lead protection

Custom Engineered/Manufactured to meet customer specifications – we welcome your inquiries.



Construction Characteristics

Tempco's cast bronze nozzle heater bushings offer the latest in state-of-the-art technology to these innovative designs. They eliminate uneven temperature profiles and short heater life; their precision machining also eliminates poor fit and the need for clamping bands, while providing maximum heat transfer.

The casting is protected by a stainless steel tube. The maximum operating temperature for the bronze casting is 1200°F (650°C); the optional aluminum casting has a maximum operating temperature of 600°F (315°C). The built-in thermocouple in either Type J or

K gives exceptional temperature control when connected to a Tempco **TCC** controller. The thermocouple has as standard an ungrounded junction located in the center of the width, which helps eliminate stray EMFs caused by the heater. A grounded junction at the end is optional.

The heater and thermocouple have a standard termination of 36-inch fiberglass leads with a stainless steel overbraid. Options include Teflon® insulated leads and armor cable. All terminations are available with the optional 2-inch-long extended strain relief.

Standard (Non-Stock) Bronze Heater Bushings

ID		OD		Width		Volts	Watts	Part Number
in	mm	in	mm	in	mm			
1/2	13	1	25	2	51	240	300	NHB00002
5/8	16	1 1/8	29	2	51	240	300	NHB00003
5/8	16	1 1/8	29	3	76	240	500	NHB00004
5/8	16	1 1/8	29	4	102	240	750	NHB00005
3/4	19	1 1/4	32	1	25	240	250	NHB00006
3/4	19	1 1/4	32	2	51	240	350	NHB00007
7/8	22	1 3/8	35	2	51	240	500	NHB00008
7/8	22	1 3/8	35	3	76	240	750	NHB00009
7/8	22	1 3/8	35	4	102	240	1000	NHB00010



Note: Inside Diameter machined to a tolerance of ± 0.001 ". Width tolerance to 4" ± 0.02 ". Wattage and Resistance are $\pm 10\%$.

Tabletop Point-of-Use Temperature Control Console Systems

See Section 13, Page 13-52

