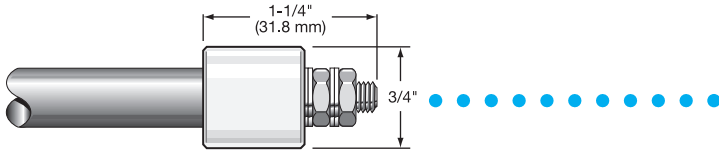


Standard Tubular Heater Terminations for Cast-In Heaters

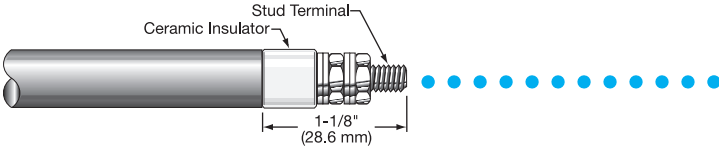
Select the termination style that meets your requirements for space, accessibility and reliability.



Type S Standard Unless Otherwise Specified

Heavy Duty Ceramic Insulators.

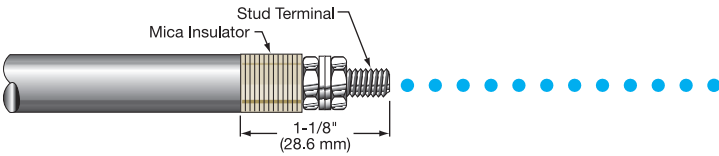
- .315" diameter heater has 8-32 screw terminals.
- .430" diameter heater has 10-32 screw terminals.



Type T7

Ceramic insulator is the same diameter as the heating element.

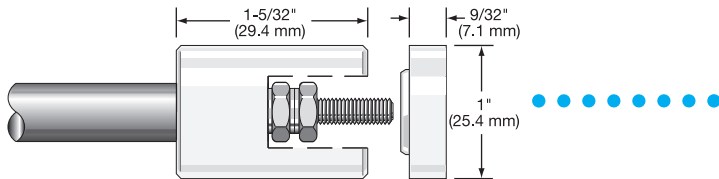
- .260" diameter heater has 6-32 screw terminals.
- .315" diameter heater has 8-32 screw terminals.
- .430" diameter heater has 10-32 screw terminals.



Type T

Mica insulator is the same diameter as the heating element.

- .260" diameter heater has 6-32 screw terminals.
- .315" diameter heater has 8-32 screw terminals.
- .430" diameter heater has 10-32 screw terminals.



Type C4

Heavy duty ceramic insulator with terminal cover.

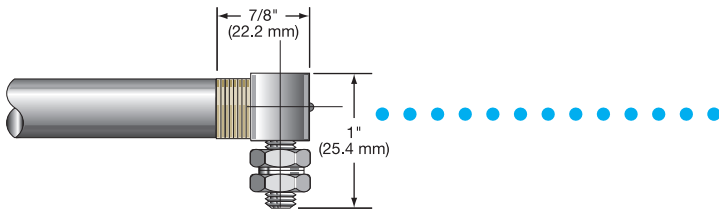
- .315" diameter heater has 10-32 screw terminals.
- .430" diameter heater has 10-32 screw terminals.



TYPE P—Plain Pin

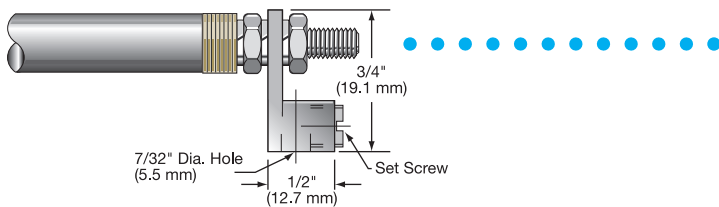
Plain terminal pin. Specify Length "L." Standard 1/2" (12.7 mm) pin length.

Element Diameter		Nominal Pin Diameter	
in	mm	in	mm
.260	6.6	.091	2.3
.315	8.0	.100	2.5
.430	10.9	.120	3.0



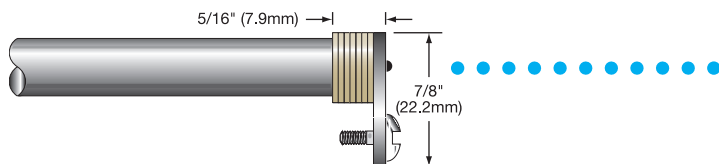
Type R

Mica washers with 90° blockhead screw terminal with 10-32 screw threads. Available for .315" and .430" diameter heaters.



Type R2

Mica washers with blockhead and through hole for lead wire connection. Eliminates the use of ring terminals. Available for .315" and .430" diameter heaters. Accepts 6-14 gauge wire.



Type E

Right-angle lug welded to pin with mica washer insulators and 10-32 binding head screw. Available for .260", .315" and .430" diameter heaters.