

RTD Termination Styles

RTD Termination Styles

Style B—Plain Ends

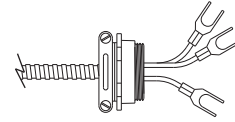
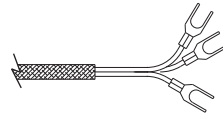
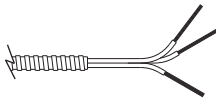
Style S—Spade Lugs

Style C—Spade Lugs with BX connector

Optional Termination Styles

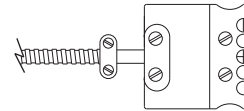
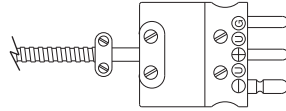
Available for the following RTDs:

Style	Page
RTD1	14-50
RTD2	14-51
RTD5	14-54
RTP	14-61 through 14-63



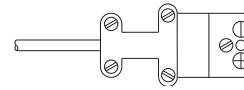
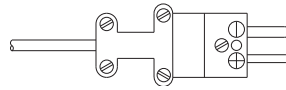
Style P—Standard Plug
(3-wire shown)

Style J—Standard Jack
(3-wire shown)



Style D—Miniature Plug
(2-wire shown)

Style E—Miniature Jack
(2-wire shown)




ECR Style RTD Extension Assemblies

(3-wire circuits shown, 2-wire circuits also available)

Termination 1

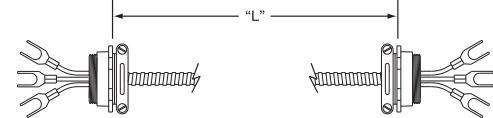
Termination 2




Style RJP—Jack to Plug

Termination 1


Termination 2



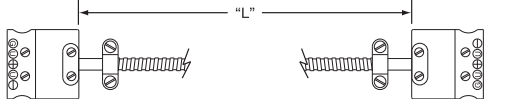
Style RCC—BX Connector to BX Connector



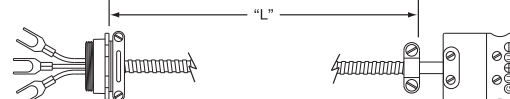
Style RPP—Plug to Plug



Style RCP—BX Connector to Plug



Style RJJ—Jack to Jack



Style RCJ—BX Connector to Jack

Ordering Code: **ECR** -

Number of Leads BOX 1

- 2 = 2-wire circuit
- 3 = 3-wire circuit
- 4 = 4-wire circuit*

*Plugs and Jacks not available

"L" Dimension BOX 4

Whole inches
001 to 999

Termination (Specify for Both Ends) BOXES 2 & 3

- B** = 2-1/2 in. Split Leads
- S** = Spade Lugs
- C** = Spade Lugs with BX Conn.
- P*** = Standard Plug
- J*** = Standard Jack
- D*** = Miniature Plug
- E*** = Miniature Jack
- X** = Other (Specify)

*Plugs and Jacks for 2- and 3-Wire Only

Lead Insulation BOX 5

	Standard	w/ SS Overbraid	w/ SS Armor Cable
Fiberglass 900°F (482°C)	S	B	A
Teflon® 392°F (200°C)	T	D	F

Special Requirements BOX 6

- X** = Specify
- 0** = None

⚠ WARNING: Cancer and Reproductive Harm - www.P65Warnings.ca.gov.