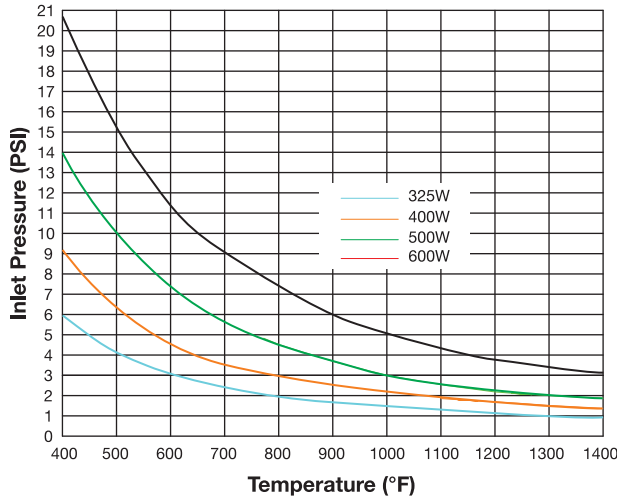
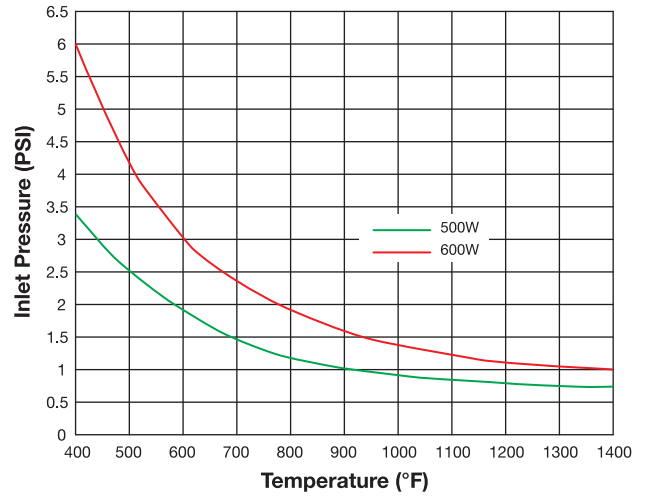


### HAC In-Line Air Process Heaters

**Pressure vs. Temperature**  
(1/2" diameter heaters)



**Pressure vs. Temperature**  
(11/16" diameter heaters)



Exit air temperature depends on heater wattage and air flow rate. The above charts show exit air temperature at various inlet air pressures and wattages on 1/2" and 11/16" OD heaters.

### Linear Air Pumps for HAC In-Line Air Process Heaters

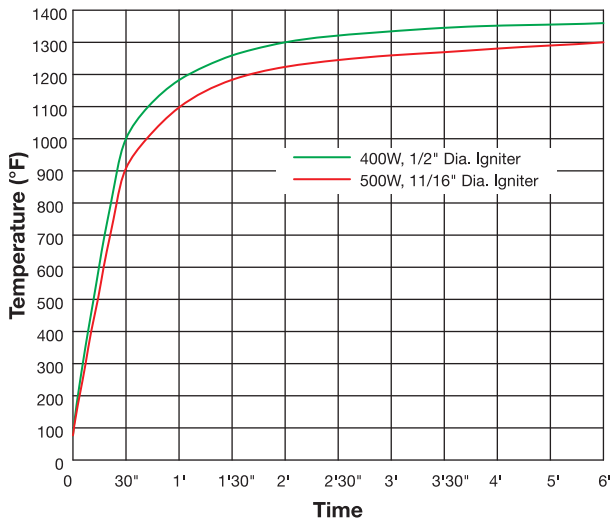
(Data below is for Pump Part Number PMP-101-101)

#### Design Features

- \* High Efficiency
- \* Low Vibration
- \* Quiet Operation
- \* UL Component Recognition



**Temperature vs. Time**  
(1.1 CFM Pump)



The above chart shows the time for the exit air temperature to reach steady state condition at 1.1 CFM using Tempco's air pump.

**Pump Data (Part Number PMP-101-101)**

Head Configuration:		Pressure			
Pressure:		Flow @ 115V/60			
CFM@PSI	LPM@BAR	CFM	LPM	Amps	Watts
0	0	1.1	31.1	0.23	15
1	.1	0.62	10.5	0.23	12
2	.2	0.09		0.24	9
Max. Continuous Pressure:		2.0 PSI		0.14 bar	
Max. Intermittent Pressure:		2.32 PSI		0.16 bar	

HAC In-Line heaters can be connected to your air supply lines with an air pressure regulator. For self-contained units, Tempco air pumps can be directly connected to HAC In-Line process heaters. The pump comes with a 12" rubber hose for easy connection to the heater inlet.